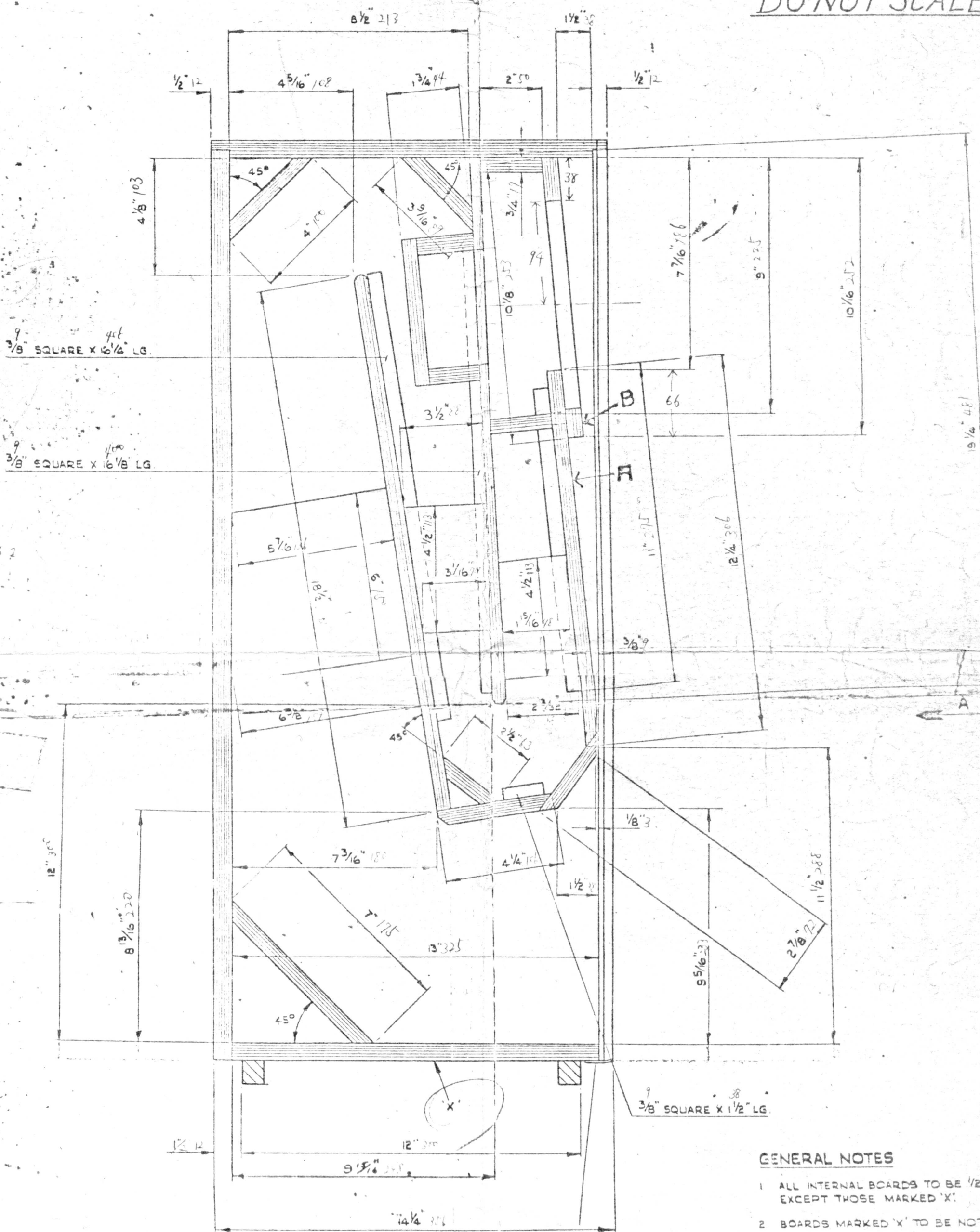


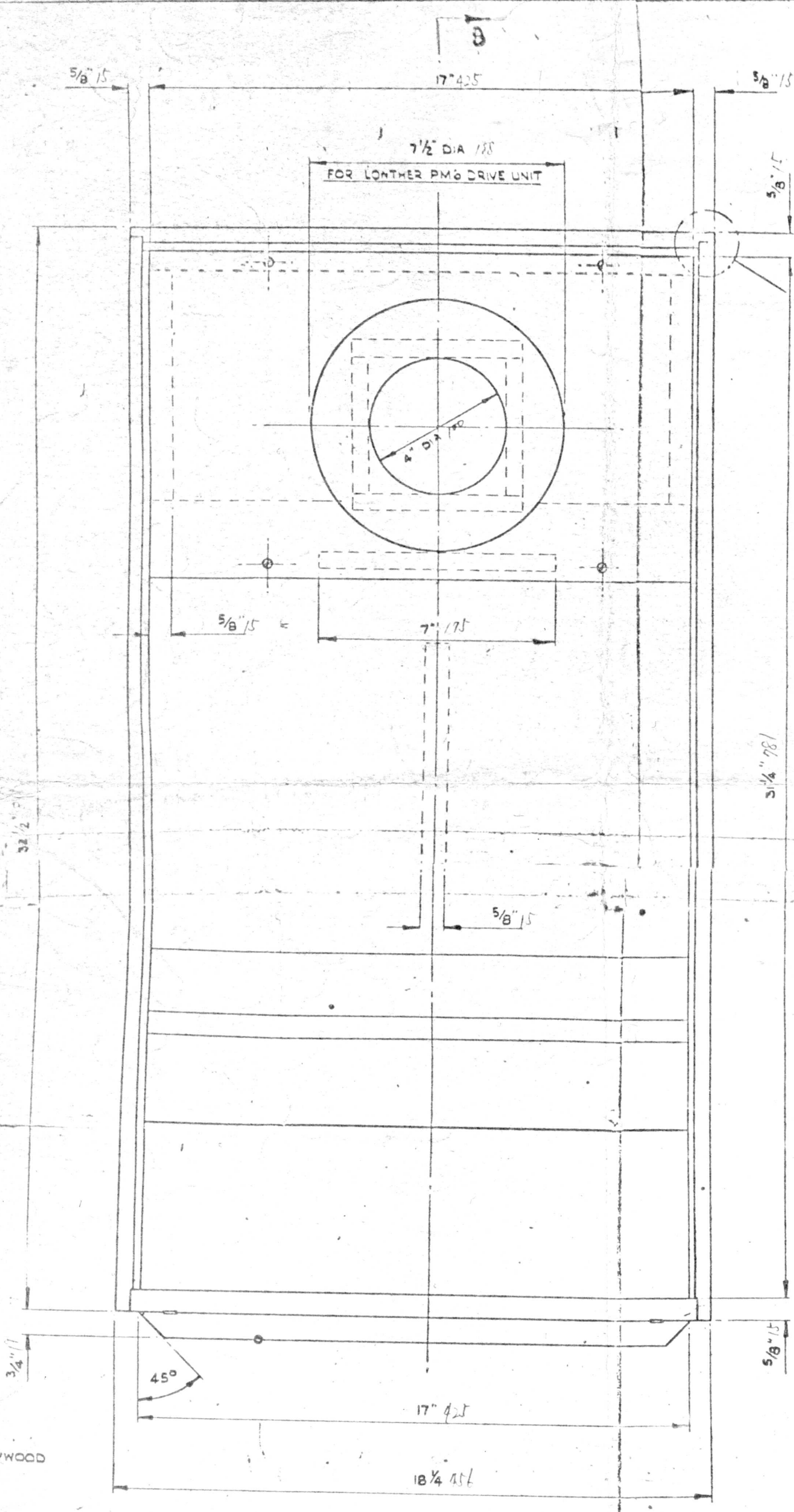
DO NOT SCALE



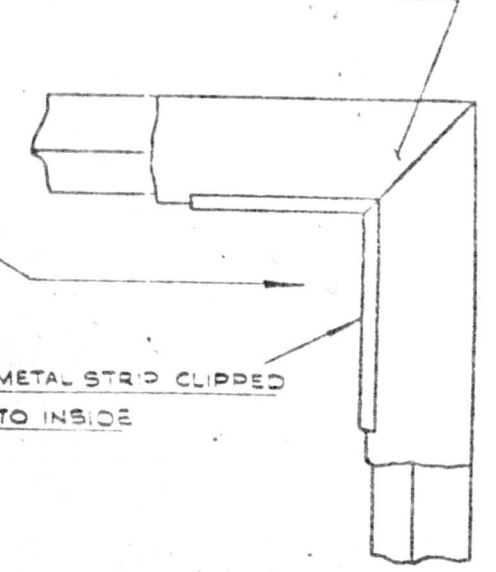
SECTION 'B-B'

- GENERAL NOTES**
- 1 ALL INTERNAL BOARDS TO BE $\frac{1}{2}''$ (12 M) EXCEPT THOSE MARKED 'X'.
 - 2 BOARDS MARKED 'X' TO BE NOT LESS BLOCKBOARD.
 - 3 TOP & SIDES TO BE $\frac{5}{8}''$ BLOCKED. BOTTOM MAY BE $\frac{5}{8}''$ CHIPBOARD.
 - 4 FILLET PIECES $\frac{3}{8}''$ (APPROX) SQUA
 - 5 ALL JOINTS TO BE GLUED & PINNE
 - 6 ALL SECTIONS TO BE AIRTIGHT
 - 7 BOLD 'B' DIMENSIONS

356
12
394

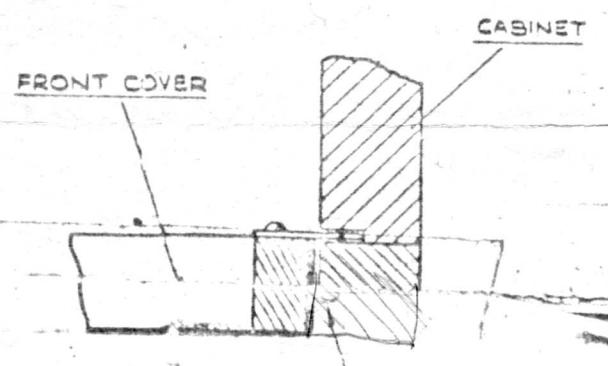


FIXED MOULDING 1 1/8" x 3/8" GLUED & PINNED TO TOP & SIDES



METAL STRIP CLIPPED TO INSIDE

SCRAP VIEW WITH MOULDING & METAL STRIP IN POSITION




SCRAP SECTION WITH FRONT COVER FITTED TO CABINET.

DIM MOD.		4-5-62
DESIGN MOD		12-2-62
AMENDMENT		DATE
LOWTHER MANUFACTURING CO		
LOWTHER HOUSE, ST MARKS ROAD, BROMLEY, KENT, ENGLAND.		

SCALE: 3/8" = 1"	MATERIAL
SIG	DATE
DRAWN: B&P	6-2-62
TRC'D	PAG.
CH'KD	PART NO
APPRO	5811
	SHEET 1 OF 2

VIEW IN DIRECTION OF ARROW



781
15
796

PLYWOOD
OR PLYWOOD
SECTION, IN SOFTWOOD.