

PAPER MODEL SHEET
RUBNER Blockhaus Bh5050Ta1L

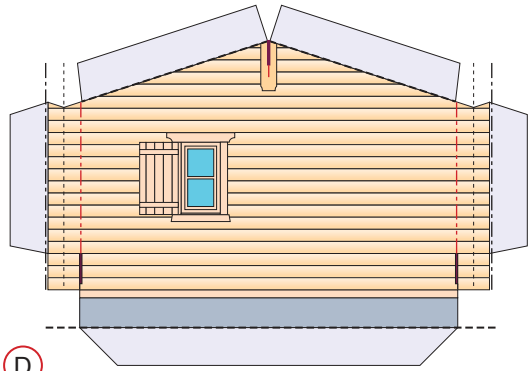
1/100
 (1/150)
 x 66.6%



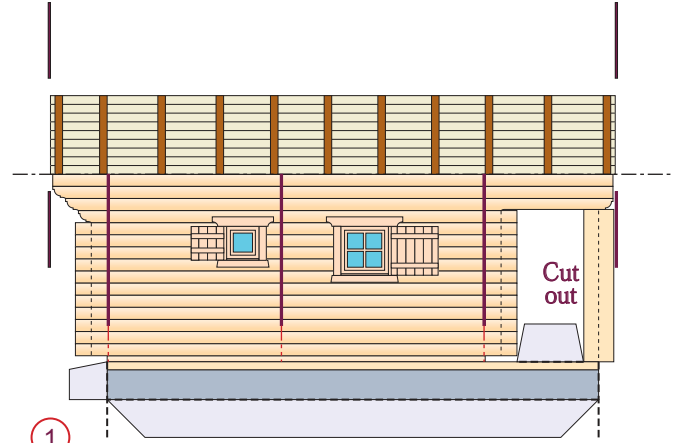
初. 1999/10/10
 改. 2018/12/12

Pm50501L #1/2

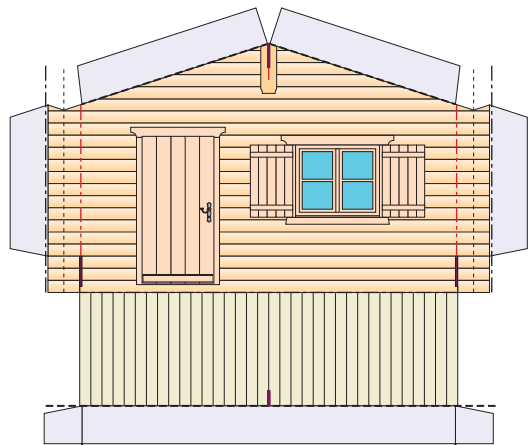
注意打合事項	— 切込 Cutting	— 切抜き(紙厚分) Cut out	--- 交差部 Cross line
CHECK	--- 山折 Fold outwards	--- 山折(180°) Fold outwards(180°)	※Nゲージ(1/150)製作時 紙厚=0.15~0.12mm
	--- 谷折 Fold inwards	□ のりしろ Adhesive	



2



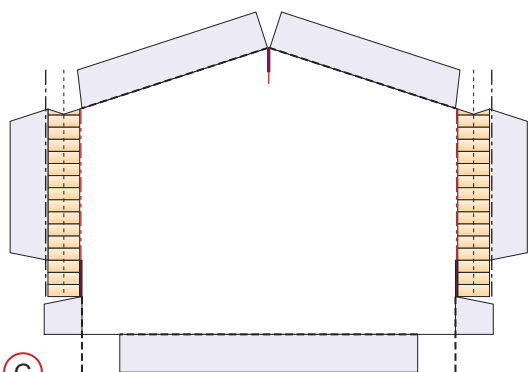
1




4




1



3



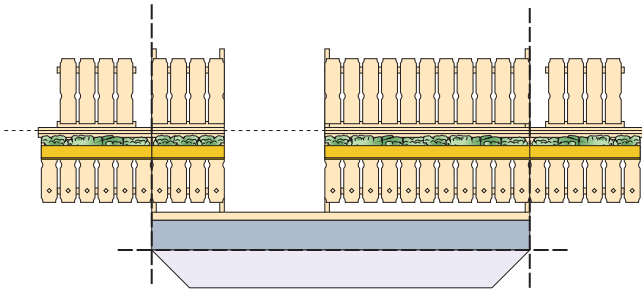
Blockhaus , 5.0x5.0 , Tirol "A" ,
 Typ1 , L
 Base Plan : Bh5050Ta1L
 1F 24.108m²
 Terrasse 7.291m²
 APNavi #50501

 Yano Sekkei-shitsu
 & TIROLHAUS
 3-51,Hira-machi,Seto-shi,Aichi-ken,
 489-0916,Japan Tel.0561-21-2135
 E-mail:info@tirolhaus.com
 http://www.tirolhaus.com/

1 CL 2

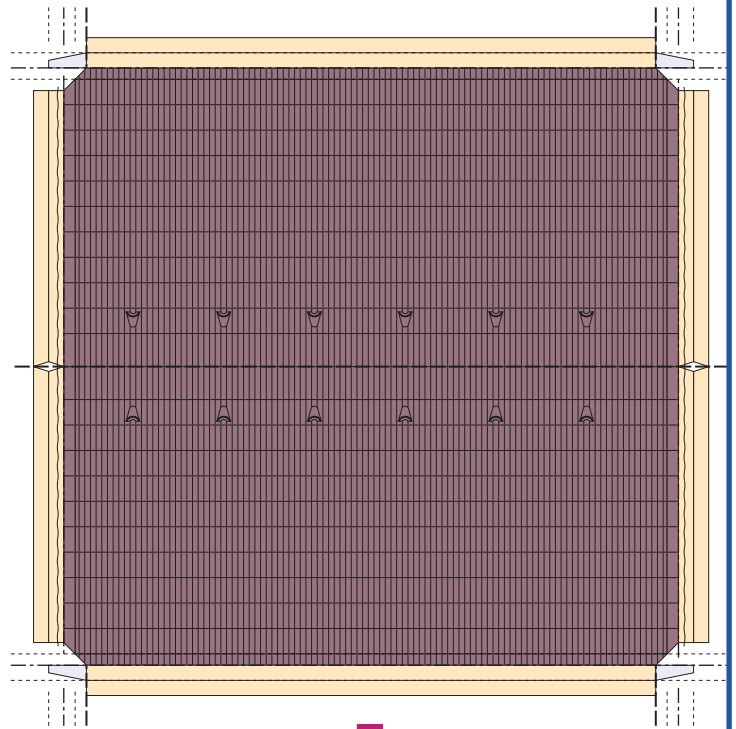
9 BASE

裏面に本体を取りつけて下さい。



① A ②

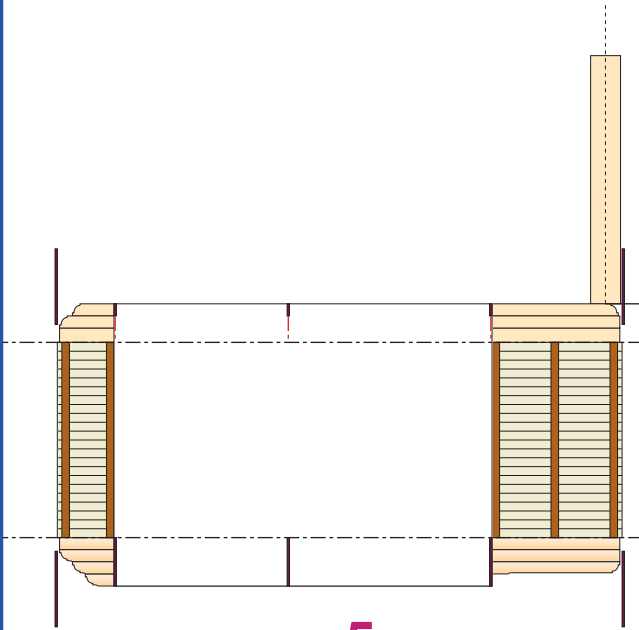
6



7 ROOF



8 ROOF TOP

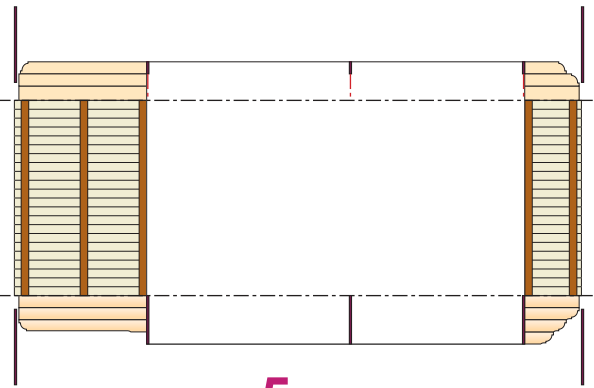


5

BEAM



② ①



5

OPTION

Stovepipe

